

NEW FRESHMEN AND TRANSFERS

ADMISSION	Freshmen	Transfers
Applied	111,322	24,121
Admitted	13,720	5,335
Enrolled	5,920	3,283
Admit rate	12%	22%
Yield (% admits enrolled)	43%	62%

Other statistics on this page refer to new students enrolled in Fall 2019. Details may not add to totals due to rounding.

TEST SCORES	25th %-ile	75th %-ile
SAT Reading & Writing	640	740
SAT Math	640	790
ACT Composite	27	34

INCOMING GPA	Freshmen	Transfers
Average	4.4	3.8

Freshmen GPA is calculated taking into account a 5-point scale for AP courses. Transfer GPA is based on a 4-point scale.

GENDER	Freshmen	Transfers
Male	40%	45%
Female	60%	55%

ETHNICITY	Freshmen	Transfers
Total Domestic	91%	85%
African American	4%	3%
Am Indian/AK Native	<1%	<1%
Asian	30%	20%
Hispanic	22%	23%
Pacific Islander	<1%	<1%
White	25%	31%
Two or more races	7%	5%
Other Domestic	2%	2%
Total International	9%	15%

AGE	Freshmen	Transfers
Average age	18	22

FIRST LANGUAGE	Freshmen	Transfers
English only	46%	34%
English and another	36%	32%
Another language only	19%	35%

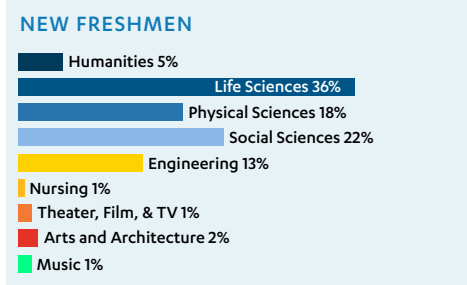
GEOGRAPHIC ORIGIN	Freshmen	Transfers
Southern California	48%	67%
Los Angeles County	26%	49%
Orange County	9%	9%
Riverside County	4%	2%
San Bernardino County	3%	3%
San Diego County	6%	4%
Rest of California	27%	23%
Rest of U.S.	16%	1%
International	9%	9%

SCHOOL OF ORIGIN	Percent
Freshmen	
California	75%
Los Angeles County Public	22%
Other California Public	43%
Los Angeles County Private	4%
Other California Private	7%
Outside California (Public/Private)	25%
Transfers	
California	97%
California Community College	93%
University of California	3%
California State University	<1%
California Private	<1%
Outside California (Public/Private)	3%


LIVING ARRANGEMENTS	Percent
New freshmen living in UCLA housing	98%
New transfers living in UCLA housing	56%

GEOGRAPHIC DIVERSITY	Number
States represented	44
Countries represented, all students	81

FIELDS OF STUDY: NEW UNDERGRADS



NEW TRANSFERS



“THE CLASSES WERE FACILITATED BEAUTIFULLY AND ARE AN OBVIOUS REFLECTION OF THE HARD WORK, TIME, AND ENERGY PUT IN TO ENSURE THAT THE STUDENTS ACTIVELY ENGAGED WITH COURSE MATERIAL.”
—Student Survey Response



COVID-19: TRANSITION TO REMOTE LEARNING

In Winter 2020, universities around the world were faced with an unprecedented challenge: keep their students, faculty and staff safe during the COVID-19 pandemic. So, just weeks before Spring quarter, UCLA followed Los Angeles County’s “Safer at Home” guidelines and transitioned nearly every course to online, or “remote,” instruction, and required most staff to work from home.

Instruction remained remote through Summer Sessions, and in Fall 2020, UCLA started the new academic year remotely. The residence halls welcomed a restricted number of students, all of whom demonstrated a need for on-campus housing. Most undergraduate courses continued to be taught remotely, with the exception of a handful of in-person or hybrid courses that both cannot be conducted remotely and provide training for students preparing for essential workforce jobs. For students who needed assistance acquiring the technology necessary to attend classes remotely, several on-campus services loan devices or provide funding, such as the Bruin Tech Fund Grant and the UCLA Library.

Despite the extraordinary circumstances they face, Bruins have persevered, forging on in their studies and maintaining their connection to the UCLA community while staying safe through the pandemic.

VOLUNTEER DAY WENT VIRTUAL IN 2020. ACTIVITIES INCLUDED EDUCATIONAL WEBINARS, FEDERAL ELECTION WORKER RECRUITMENT, WEBINARS WITH LOCAL NONPROFITS, A LETTER WRITING CAMPAIGN TO HEALTH CARE WORKERS, A BLOOD DRIVE AND A BASIC-NEEDS DRIVE.

ALL UCLA UNDERGRADUATES



ENROLLMENT

COLLEGE OF LETTERS AND SCIENCE	<i>Undergrad</i>	<i>Grad</i>
Humanities	2,370	458
Life Sciences	9,620	573
Physical Sciences	4,276	906
Social Sciences	8,623	814
Institute of the Environment	365	30
International Institute	494	39
General	334	
TOTAL COLLEGE	26,082	2,820

PROFESSIONAL SCHOOLS	<i>Undergrad</i>	<i>Grad</i>
Arts and Architecture	616	311
Education and Info Studies		745
Engineering and Applied Sci	3,934	2,186
Law		1,190
Management		2,223
Music	321	143
Public Affairs	43	493
Theater, Film, and Television	353	324
TOTAL PROF SCHOOLS	5,267	7,615

GENERAL CAMPUS	<i>Undergrad</i>	<i>Grad</i>
(College and Prof Schools)	31,349	10,435

HEALTH SCIENCES	<i>Undergrad</i>	<i>Grad</i>
Dentistry		431
Medicine		934
Nursing	194	412
Public Health		616
Interns and Residents		1,371
TOTAL HEALTH SCIENCES	194	3,764

UCLA TOTAL	<i>Undergrad</i>	<i>Grad</i>
	31,543	14,199

DIVERSITY

ETHNICITY/VISA STATUS	<i>Undergrad</i>	<i>Grad</i>
<i>Total Domestic</i>	89%	74%
African American	3%	4%
Am Indian/AK Native	<1%	<1%
Asian	28%	18%
Hispanic	22%	13%
Pacific Islander	<1%	<1%
White	26%	32%
Two or more races	6%	4%
Other domestic/unknown	3%	4%
<i>Total International</i>	11%	26%

GENDER	<i>Undergrad</i>	<i>Grad</i>
Male	42%	52%
Female	58%	48%

Above figures include state-supported and self-supporting programs. Detail may not add to totals due to rounding. Fall 2019.

TRANSFERS

Transfer students enter UCLA as juniors (third-year students), having taken enough courses at another institution to finish a bachelor's degree in two more years.

In Fall 2019, transfers accounted for 36% of new undergraduates, with 93% coming to UCLA from 104 different California Community Colleges, making a total of 97% from California's system of public higher education—including 11 California State Universities and all 8 of the other UC campuses offering undergraduate programs.

In the degree year 2019-20, 35% of bachelor's degree recipients had started UCLA as transfer


students. Graduation rates for transfers are comparable to those for freshman entrants.

TRANSFERS	
% of transfers accounting for new undergraduates	36%
% of transfers coming to UCLA from CA Community College	93%
# of CA community colleges that transfers came from	104
% of transfers coming from CA's system of public higher education	97%
% Degree recipients who started as transfers	37%

MAJORS

The College of Letters and Science is home to most of UCLA's undergraduate majors, with additional undergraduate degree options offered by seven distinguished professional schools: the Herb Alpert School of Music, the Luskin School of Public Affairs, the Samueli School of Engineering, School of Education and Information Studies, School of Nursing, School of the Arts and Architecture, and School of Theater, Film, and Television.

IN FALL 2019, UCLA OFFERED MORE THAN 130 UNDERGRADUATE MAJORS. THESE WERE THE TOP 10.

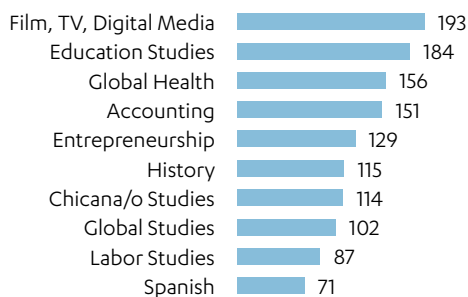




MINORS

UCLA offers more than 90 undergraduate minors—programs that provide in-depth study in a subject outside the major without the level of coursework required to complete a second major. One in four undergraduates completes a minor program in addition to the degree major.

TOP 10 MINORS



Minors are offered by the College and by six schools with undergraduate majors—the School of the Arts and Architecture, the Herb Alpert School of Music, the School of Theater, Film, and Television, the School of Education and Information Studies, the Samueli School of Engineering and the Luskin School of Public Affairs. Professional schools without undergraduate programs—Management and Public Health—offer minors to undergrads who want to explore these advanced fields. Minors such as “Food Studies” and “Disability Studies” are interdisciplinary programs designed by collaborating faculty from different fields of study.

UNDERGRADUATE RESEARCH OPPORTUNITIES

Undergraduate research gives students the opportunity to explore their intellectual interests in depth while working one-on-one with internationally distinguished faculty members. Over 4,000 UCLA undergraduates participate in faculty-mentored research every year. Students can do research in all disciplines, and they can work on a faculty member’s project or create their own research project. Demonstrating its commitment to undergraduate research, UCLA is the only university in the country with two Undergraduate Research Centers—one for students in the humanities, arts, and social sciences, and one for students in the sciences. In addition to helping students find research opportunities, the Centers offer research scholarships, courses, programs, and events. Each year over 1,000 students present their work as part of the annual Undergraduate Research Week.

UNDERGRADUATE EDUCATION AND INITIATIVES

- 3,370 instructional faculty teaching 4,031 courses in more than 130 undergraduate majors
- 20 faculty in residence living on campus and providing academic programming in the living learning communities while also teaching classes on campus
- Entrepreneurship minor and programs designed to give students opportunities to learn the basics of startup thinking and to provide a community where students can develop and launch their ideas
- Up to 200 small-group seminars with faculty from across the campus through the *Fiat Lux* program
- UCLA Cluster Program: year-long learning communities focused on interdisciplinary themes of enduring importance
- University Studies: courses specifically designed to help students transition into and succeed at UCLA
- Honors Programs: individually tailored, interdisciplinary-focused undergraduate experiences
- Capstone majors available in all undergraduate divisions, including research, creative performance, product design, community service, and leadership projects

EXPENSES

2020-21 IN-STATE BUDGET	LIVING ON CAMPUS	STUDYING REMOTELY
University Fees	\$13,239	\$13,239
Room & Meals	\$17,599	\$6,837
Books & Supplies	\$1,314	\$2,415
Transportation	\$588	\$855
Personal	\$1,422	\$1,761
Entering Student Total	\$34,162	\$25,107
Health Insurance (Can be waived for students with own insurance)	\$2,605	\$2,605
Entering Student Total Including insurance	\$36,767	\$27,712
Non-Resident Tuition	\$29,754	\$29,754

FINANCIAL AID

In the 2019-20 academic year, 15,130 undergraduates received need-based scholarship or grant aid, with an average award of \$21,402. Of UCLA’s 2018-19 graduating class, 61% had no student loan debt, and the 39% who did borrow had an average debt of \$19,210—well below the national average.

Thanks to UCLA’s Blue + Gold Opportunity Plan, California residents whose family income is less than \$80,000 are guaranteed grants (institutional, federal, and state) that fully cover UC tuition and fees. Roughly 30% work part time to help meet college costs, and 41% of undergraduates receive a Federal Pell Grant.

ACTIVITIES OUTSIDE THE CLASSROOM

Student Groups:

- From the Engineering Society to Grupo Folklorico to UCLA Wushu, nearly 1,300 student groups offer every undergraduate a place to find kindred spirits
- 74% of undergraduates participate in student clubs or organizations; 35% are active more than 5 hours a week

Community Engagement:

- The Center for Community Learning facilitates academic courses with over 30 departments, integrating community-engaged learning and research
- 60% of undergraduates perform community service or volunteer activities; 21% spend more than 5 hours a week on service activities

Jobs and Career Preparation:

- The Career Center supports Bruins in finding and applying for internships, campus work, research positions, and other experiential learning opportunities
- Before graduation, nearly two-thirds of UCLA students have at least one internship
- Over 500 Bruins a year take internship courses through the Center for Community Learning

Recreation:

- UCLA Recreation affords access to world-class facilities and organized activities, both on and off campus. The Club Sports program consists of more than 50 clubs and over 2,800 participants.
- 86% engaged in some form of physical exercise or recreational sport; 39% exercised more than 5 hours each week

“ THROUGHOUT MY FOUR YEARS, I LEARNED MUCH MORE THAN JUST ACADEMICS. I LEARNED HOW TO BE INDEPENDENT, HOW TO MANAGE MY TIME, HOW TO TAKE ADVANTAGE OF OPPORTUNITIES, HOW TO STAND UP FOR MYSELF AND OTHERS, AND HOW TO BE A BETTER PERSON EACH DAY.”

—Senior Survey Response

GRADUATION RATES

With graduation rates for undergraduates at UCLA now exceeding 90% for both freshmen (six-year rate, includes time off) and transfers (four-year rate, includes time off), average time to degree continues to improve. Below are the most recent freshman and transfer graduation rates:

FRESHMEN

- 84% graduate in 4 years or less
- 90% within 5 years
- 91% within 6 years
- 93% eventually graduate from UCLA

TRANSFERS

- 72% graduate in 2 years or less
- 90% within 3 years
- 93% within 4 years
- 93% eventually graduate from UCLA

Graduation rates and time-to-degree data are based on bachelor's degrees awarded through Summer 2020.

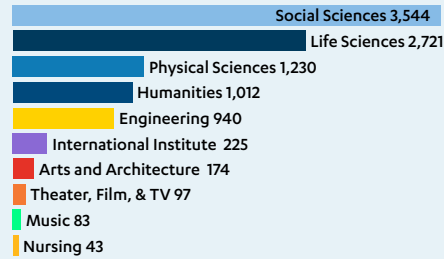
FIRST GENERATION

% undergraduates who earned a degree in 2019-20 who were first-generation	36%
% of first generation graduates who started as freshmen	56%
% who started as transfer	44%
Graduation rate for first-gen degree recipients (6 year, freshman)	88%
Graduation rate for first-gen degree recipients (4 year, transfer)	93%

DEGREES AWARDED

ALL DEGREES	14,568
Bachelor's degrees	10,069
Master's degrees	3,257
Doctoral degrees	672
Professional Practice degrees	570

UNDERGRADUATE DEGREES



Degrees awarded from Fall 2019 through Summer 2020. Data current at time of print.

AVERAGE COUNT OF REGISTERED TERMS

% freshmen entrants who registered for 12 or fewer quarters	93%
% freshmen entrants registered 12 or fewer quarters from 3 most popular departments	96%
Average time to degree for freshman entrants (reg. quarters)	11.7
Average time to degree for transfers (reg. quarters)	6.3
% transfers who registered for 6 or fewer registered quarters	80%

Does not count missed terms.

SUMMER

Summer programs continue to be popular at UCLA. Nearly 75% of undergraduates complete at least one Summer Sessions course as part of their studies. More than 13,300 UCLA undergraduates attended Summer Sessions in 2020. Students may participate in summer programs at any point during their undergraduate careers, which can assist in managing their degree progress.

From the College Summer Institute, which enrolls participating freshmen in classes for credit prior to their first Fall Quarter, to Summer Travel Study, where students earn credit for academic courses taken abroad, summer programs provide flexibility and variety. More than 1,000 of UCLA's academic courses—including online classes and courses from every College division and every professional school with an undergraduate program—are offered during the summer in two sessions.

Office of Academic Planning & Budget
www.apb.ucla.edu

UCLA Undergraduate Admission
www.admission.ucla.edu

UCLA Financial Aid and Scholarships
www.financialaid.ucla.edu

Undergraduate Education Initiatives
www.uei.ucla.edu

UCUES
studentsurvey.universityofcalifornia.edu

Senior Survey
www.college.ucla.edu/seniorsurvey

UCLA College
www.college.ucla.edu

